

## Lieferprogramm Flachprodukte

### Form- und Stabstahl

	Seite
Breitflanschträger	1
Formstahl U-Stahl/IPE/UNP	2
Rundstahl	3
Vierkantstahl	3
T-Stahl	4
U-Stahl	4
Winkelstahl gleichschenkelig	5
Winkelstahl ungleichschenkelig	6
Bandstahl / Flachstahl	7 bis 9
Breitflachstahl	10
Schnittschemata	11

### Stabstahl verzinkt

Rundstahl	12
Winkelstahl	12
T-Stahl	13
U-Stahl	13
Bandstahl	13
Flachstahl	14

### Stahl Sonderprofile

	Seite
U-Baustahl	15
Winkelprofile	15
Rolladen-U-Profil	16
U-Stahl scharfkantig	16
Bordwand-U-Profile	16
T-Stahl scharf-/ rundkantig	16
Z-Profile	16
Trennwandprofil	17
Scheuerleistenprofil	17
Handleistenprofil	17
Hespenstahl / Wellengitter-U	17
Kipperprofil	17
Bodenbelagswinkel	17

### Bleche

Feinbleche	18
Bandbleche/Grobbleche	19
Bandbleche gebeizt/geölt	20
Wetterfeste Bleche	20
Bleche verzinkt	21
Tränenbleche	21

### Normenhinweise

**Weitere Güten und Abmessungen des gesamten Programms auf Anfrage!**

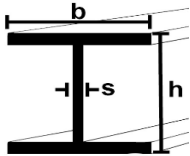
# Heitzmann

Joseph Heitzmann GmbH–Dillingen

## Breitflanschträger

HEB/IPB EN10034

normale Reihe



Abmessung mm	S235JR				S355J2
	6 m	12 m	15 m	12 m	
100	x	x	x		
120	x	x	x		
140	x	x	x		x
160	x	x	x		
180		x	x		
200		x	x		
220		x	x		
240		x	x		
260		x	x		
280		x	x		
300		x	x		

## Breitflanschträger

HEM/IPBV EN10034

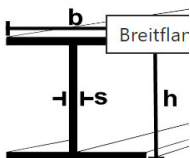
verstärkte Reihe

Abmessung mm	S235JR	
	12 m	15 m
100	x	x
120	x	x
140	x	x
160	x	x

## Breitflanschträger

HEA/IPBL EN10034

leichte Reihe

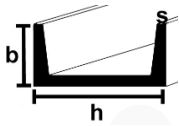


Abmessung mm	S235JR				S355J2
	6 m	12 m	15 m	12 m	
100	x	x	x		
120	x	x	x		
140		x	x		
160		x	x		
180		x	x		
200		x	x		
220		x	x		x
240		x	x		

Weitere Güten und Abmessungen auf Anfrage

**Formstahl UNP**

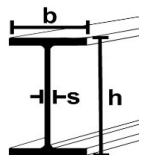
rundkantig EN10034



Abmessung mm	S235JR			S355J2	
	6 m	12 m	14 m	15 m	12 m
UNP 80	x	x			
UNP 100	x	x			x
UNP 120	x	x			
UNP 140	x	x			x
UNP 160	x	x			x
UNP 180	x	x	x		
UNP 200	x	x	x		x
UNP 220	x	x			
UNP 240		x		x	
UNP 260		x		x	
UNP 280		x		x	
UNP 300		x		x	

**Formstahl IPE**

mittelbreit EN10034



Abmessung mm	S235JR		S355J2	
	6 m	12 m	15 m	12 m
IPE 80	x	x		
IPE 100	x	x		
IPE 120	x	x		
IPE 140	x	x		
IPE 160	x	x		
IPE 180	x	x	x	
IPE 200	x	x	x	
IPE 220		x	x	
IPE 240		x	x	x
IPE 270		x	x	
IPE 300		x	x	

# Heitzmann

Joseph Heitzmann GmbH–Dillingen

**Rundstahl**

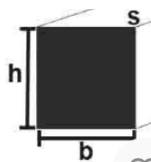
EN10060



Abmessung d in mm	S235JR	S355J2
	6 m	6 m
6	x	
8	x	
10	x	
12	x	
14	x	
15	x	
16	x	
18	x	x
20	x	
22	x	
24	x	
25	x	
28	x	
30	x	
32	x	
35	x	
36	x	
40	x	
45	x	
50	x	
60	x	
80	x	
100		x
110		x
120		x
130		x
140		x
150		x
160		x
170		x
180		x
190		x
200		x

**Vierkantstahl**

EN10059



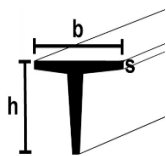
Abmessung b=h in mm	S235JR	S355J2
	6	x
8	x	
10	x	
12	x	
14	x	
15	x	
16	x	
18	x	
20	x	
22	x	
25	x	
30	x	
35	x	
40	x	x
50	x	
60	x	
70	x	
80	x	
90	x	
100	x	

# Heitzmann

Joseph Heitzmann GmbH–Dillingen

## T-Stahl EN10055

rundkantig

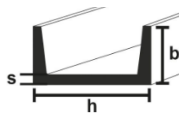


S235JR

Abmessung hxbxs mm	6 m	12 m
20x20x3	x	
25x25x3,5	x	
30x30x4	x	
35x35x4,5	x	
40x40x5	x	
45x45x5,5	x	
50x50x6	x	
60x60x7	x	
70x70x8	x	
80x80x9	x	
90x90x10	x	
100x100x11	x	x
120x120x13		x
140x140x15		x

## U-Stahl EN10279

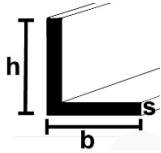
rundkantig



S235JR

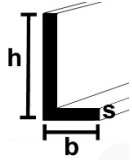
Abmessung hxbxs mm	6 m
30x15x4	x
30x33x5	x
35x17,5x4,5	x
40x20x5	x
40x35x5	x
50x25x5	x
50x38x5	x
60x30x6	x
65x42x6	x

## Winkelstahl EN10056 gleichschenkelig rundkantig



Abmessung hxbxs mm	S235JR		S355J2	Abmessung mm	S235JR	
	6 m	12 m	6 m		6 m	12 m
15x15x3	x			60x60x10	x	
20x20x3	x			65x65x7	x	
20x20x4	x			70x70x7	x	
25x25x3	x			70x70x9	x	
25x25x4	x			75x75x8	x	
25x25x5	x			80x80x6	x	
30x30x3	x			80x80x8	x	x
30x30x4	x			80x80x10	x	
30x30x5	x			90x90x9	x	
35x35x4	x			100x100x8	x	x
35x35x5	x			100x100x10	x	x
40x40x3	x			100x100x12	x	
40x40x4	x		x	110x110x10	x	
40x40x5	x			120x120x10	x	x
40x40x6	x			120x120x12	x	x
45x45x4	x			130x130x12	x	
45x45x5	x		x	140x140x13		x
50x50x4	x			150x150x10		x
50x50x5	x			150x150x12		x
50x50x6	x			150x150x15		x
50x50x8	x			160x160x15		x
55x55x6	x			180x180x16		x
60x60x5	x			200x200x16		x
60x60x6	x			200x200x20		x
60x60x8	x		x			

**Winkelstahl EN10056 ungleichschenklig rundkantig**



S235JR


Abmessung hxbxs in mm	S235JR	
	6 m	12 m
30x20x3	x	
30x20x4	x	
40x20x3	x	
40x20x4	x	
40x25x4	x	
45x30x4	x	
45x30x5	x	
50x30x5	x	
50x40x4	x	
50x40x5	x	
60x30x5	x	
60x30x7	x	
60x40x5	x	
60x40x6	x	
60x40x7	x	
65x50x5	x	
65x50x7	x	
70x50x6	x	
75x50x5	x	
75x50x7	x	
75x55x5	x	
80x40x6	x	
80x40x8	x	
80x60x7	x	
80x65x6	x	
80x65x8	x	

S235JR

Abmessung hxbxs in mm	S235JR	
	6 m	12 m
90x60x6	x	
90x60x8	x	
100x50x6	x	
100x50x8	x	
100x50x10	x	
100x65x7	x	
100x65x9	x	
100x75x7	x	
100x75x9	x	
120x80x8	x	x
120x80x10	x	x
120x80x12	x	x
130x65x8	x	
130x65x10	x	
130x90x10	x	
150x75x9	x	x
150x75x11	x	x
150x90x10		x
150x100x10	x	x
150x100x12	x	x
160x80x10		x
180x90x10		x
200x100x10	x	x
200x100x12		x




### Flachstahl / Bandstahl EN10058



Abmessung bxs in mm	S235JR		S355J2	Abmessung bxs in mm	S235JR		S355J2
	4 m	6 m	6 m		4 m	6 m	6 m
10x3		x		30x6		x	
10x4		x		30x8		x	x
10x5		x		30x10		x	
12x3	x			30x12		x	
12x4		x		30x15		x	
12x5		x		30x20		x	
12x6		x		35x3		x	
12x8		x		35x4		x	
14x4		x		35x5		x	
15x5		x		35x6		x	
16x3		x		35x8		x	
16x4		x		35x10		x	
16x5		x		35x12		x	
16x6		x		35x15		x	
16x8		x		35x20		x	x
16x10		x		40x2	x		
20x2	x			40x3		x	
20x3		x		40x4		x	
20x4		x		40x5		x	
20x5		x		40x6		x	
20x6		x		40x8		x	
20x8		x		40x10		x	x
20x10		x		40x12		x	
20x12		x		40x15		x	x
20x15		x		40x20		x	
25x2	x			40x25		x	
25x3		x		40x30		x	
25x4		x		45x3		x	
25x5		x		45x4		x	
25x6		x		45x5		x	
25x8		x		45x6		x	
25x10		x		45x8		x	
25x12		x		45x10		x	
25x15		x		45x12		x	
30x2	x			45x15		x	
30x3		x		45x20		x	
30x4		x		45x30		x	
30x5		x		50x3		x	



**Flachstahl / Bandstahl EN10058**


Abmessung bxs in mm	S235JR		S355J2	Abmessung bxs in mm	S235JR		S355J2
	4 m	6 m	6 m		4 m	6 m	6 m
50x4		x		70x8		x	
50x5		x		70x10		x	
50x6		x		70x12		x	
50x8		x	x	70x15		x	x
50x10		x	x	70x20		x	
50x12		x		70x25		x	
50x15		x		70x30		x	
50x20		x		70x40		x	
50x25		x		75x10		x	
50x30		x	x	75x12		x	
50x40		x		80x3		x	
55x5		x		80x4		x	
55x6		x		80x5		x	
55x8		x		80x6		x	
55x10		x		80x8		x	
60x3		x		80x10		x	
60x4		x		80x12		x	x
60x5		x		80x15		x	x
60x6		x	x	80x20		x	x
60x8		x	x	80x25		x	
60x10		x		80x30		x	
60x12		x		80x40		x	
60x15		x		80x50		x	
60x20		x		80x60		x	
60x25		x		90x3		x	
60x30		x		90x4		x	
60x40		x	x	90x5		x	
60x50		x		90x6		x	
65x5		x		90x8		x	
65x6		x		90x10		x	
65x8		x		90x12		x	
65x10		x		90x15		x	
65x12		x		90x20		x	
70x3		x		90x25		x	
70x4		x		90x30		x	x
70x5		x		90x50			x
70x6		x		100x3		x	
				100x4		x	



### Flachstahl / Bandstahl EN10058



Abmessung bxs in mm	S235JR		S355J2	Abmessung bxs in mm	S235JR		S355J2
	4 m	6 m	6 m		4 m	6 m	6 m
100x5		x		130x10		x	
100x6		x		130x12		x	
100x8		x		130x15		x	
100x10		x		130x20		x	
100x12		x		140x5		x	
100x15		x		140x6		x	
100x20		x	x	140x8		x	
100x25		x		140x10		x	
100x30		x		140x12		x	
100x40		x		140x15		x	
100x50		x		140x20		x	
110x5		x		140x25		x	
110x6		x		140x30		x	
110x8		x		150x5		x	
110x10		x		150x6		x	
110x12		x		150x8		x	
110x15		x		150x10		x	
110x20		x		150x12		x	
120x4		x		150x15		x	
120x5		x		150x20		x	
120x6		x		150x25		x	
120x8		x		150x30		x	
120x10		x					
120x12		x					
120x15		x					
120x20		x					
120x25		x					
120x30		x					
120x40		x					
130x5		x					
130x6		x					
130x8		x					

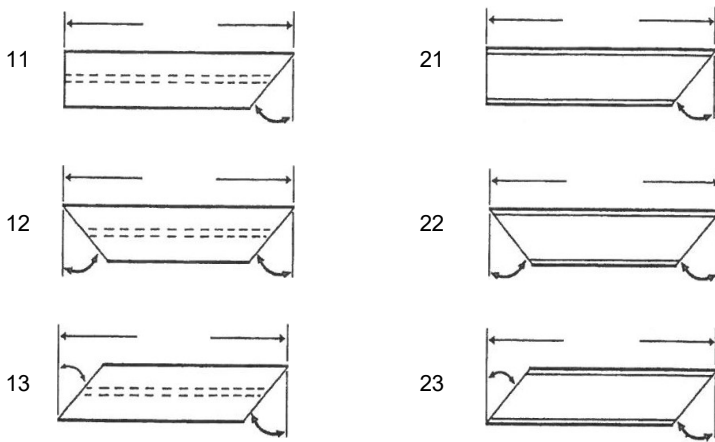
**Breitflachstahl DIN59200**

S235JR		S235JR	
Abmessung bxs in mm	6 m	Abmessung bxs in mm	6 m
160x5	x	220x30	x
160x6	x	240x10	x
160x8	x	240x12	x
160x10	x	240x15	x
160x12	x	240x20	x
160x15	x	250x6	x
160x20	x	250x8	x
160x25	x	250x10	x
160x30	x	250x12	x
170x10	x	250x15	x
180x5	x	250x20	x
180x6	x	250x25	x
180x8	x	250x30	x
180x10	x	260x10	x
180x12	x	280x10	x
180x15	x	280x12	x
180x20	x	280x15	x
180x25	x	300x8	x
180x30	x	300x10	x
180x40	x	300x12	x
200x5	x	300x15	x
200x6	x	300x20	x
200x8	x	300x25	x
200x10	x	300x30	x
200x12	x	350x10	x
200x15	x	350x15	x
200x20	x	350x20	x
200x25	x	400x10	x
200x30	x	400x12	x
220x8	x	400x15	x
220x10	x	400x20	x
220x12	x	400x25	x
220x15	x	400x30	x
220x20	x		



**Schnittschemata H-Träger**

INP, IPE, HEB, HEA, HEM



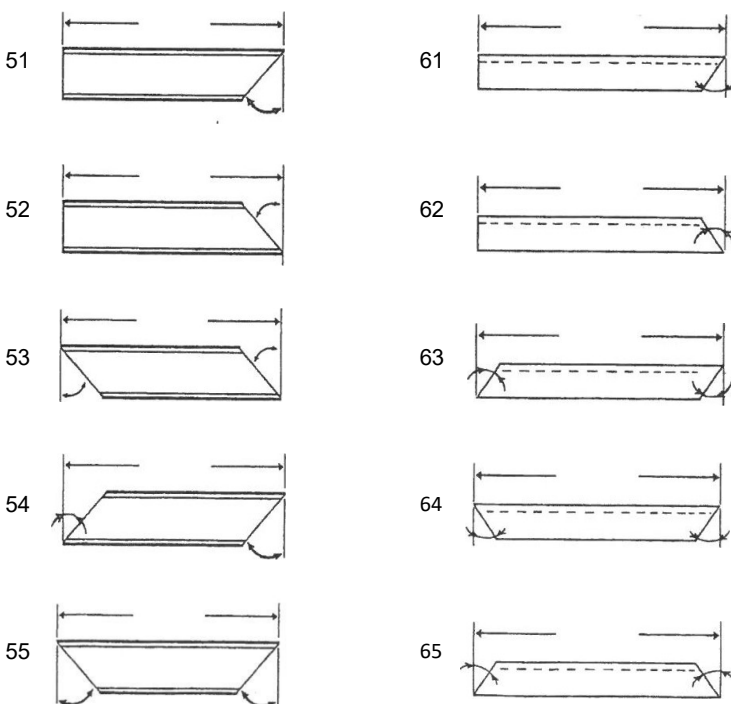
Grundrisse  
Träger von oben betrachtet

Schnittschemata  
Gehrungsschnitte bis max. 60  
Grad

Bitte geben Sie die Nummer  
des gewünschten  
Schnittschemas bei Ihrer  
Bestellung an.

**Schnittschemata U-Träger**

UNP



# Heitzmann

Joseph Heitzmann GmbH–Dillingen

## Rundstahl verzinkt

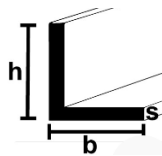


S235JR

Abmessung  
d in mm      6 m

Abmessung d in mm	6 m
8	x
10	x
12	x
14	x
16	x
20	x

## Winkelstahl verzinkt

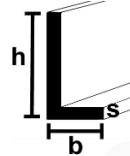


S235JR

Abmessung  
hxbxs in mm      6 m

Abmessung hxbxs in mm	6 m
20x20x3	x
25x25x3	x
30x30x3	x
30x30x4	x
35x35x4	x
40x40x4	x
40x40x5	x
45x45x5	x
50x50x5	x
60x60x6	x
70x70x7	x
80x80x8	x
90x90x9	x
100x100x10	x

## Winkelstahl verzinkt



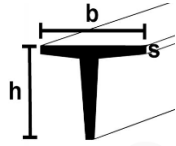
S235JR

Abmessung  
hxbxs in mm      6 m

Abmessung hxbxs in mm	6 m
30x20x3	x
40x20x3	x
40x20x4	x
50x30x5	x
60x30x5	x
60x40x5	x
65x50x5	x
75x50x5	x
80x40x6	x
80x65x6	x
100x50x6	x
100x75x7	x
120x80x8	x



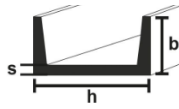
**T-Stahl verzinkt**  
rundkantig



S235JR

Abmessung hxbxs in mm	6 m
30x30x4	x
35x35x4,5	x
40x40x5	x
45x45x5,5	x
50x50x6	x
60x60x7	x


**U-Stahl verzinkt**



S235JR

Abmessung hxbxs in mm	6 m
40x20x5	x
40x35x5	x
50x25x5	x
50x38x5	x
60x30x6	x
65x42x6	x

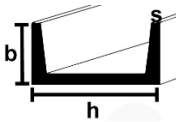
**Bandstahl verzinkt**



S235JR

Abmessung bxs in mm	6 m
20x3	x
20x4	x
25x4	x
30x3	x
30x4	x
35x3	x
35x4	x
40x3	x
40x4	x

**U-Stahl verzinkt**




S235JR

Abmessung in mm	6 m
UNP 80	x
UNP100	x
UNP120	x
UNP140	x
UNP160	x



### Flachstahl verzinkt



S235JR

S235JR

Abmessung bxs in mm	6 m
20x5	x
20x6	x
20x8	x
25x5	x
25x6	x
25x8	x
25x10	x
25x15	x
30x5	x
30x6	x
30x8	x
30x10	x
35x5	x
35x6	x
35x8	x
40x5	x
40x6	x
40x8	x
40x10	x
50x5	x
50x6	x
50x8	x
50x10	x

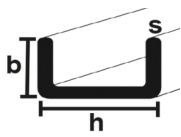
Abmessung bxs in mm	6 m
60x5	x
60x6	x
60x8	x
60x10	x
70x5	x
70x6	x
70x8	x
70x10	x
80x5	x
80x6	x
80x8	x
80x10	x
90x8	x
100x5	x
100x6	x
100x8	x
100x10	x

# Heitzmann

Joseph Heitzmann GmbH–Dillingen

## U-Baustahl (EN10162)

rundkantig



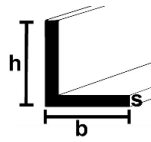
S235JR schwarz

Abmessung  
hxbxs in mm      6 m

30x30x3	x
36x36x3	x
40x20x3	x
40x35x4	x
40x40x3	x
46x45x3	x
50x40x4	x
50x50x4	x
54x45x4	x
60x30x3	x
62x45x4	x
70x50x4	x
80x50x4	x
80x50x5	x
90x50x5	x
100x50x5	x
100x70x6	x
120x60x6	x
140x60x6	x
160x65x6	x
200x80x6	x

## Winkelprofile

scharfkantig, gleichsch.



S235JR schwarz

Abmessung  
hxbxs in mm      6 m

10x10x2	x
15x15x2	x
15x15x3	x
20x20x2	x
20x20x3	x
25x25x2	x
25x25x3	x
30x30x2	x
30x30x3	x
30x30x4	x
35x35x3	x
40x40x3	x
40x40x4	x
40x40x5	x
45x45x5	x
50x50x3	x
50x50x5	x
60x60x3	x

## Winkelprofile

scharfkantig, ungleichsch.



S235JR schwarz

Abmessung  
hxbxs in mm      6 m

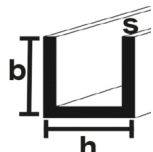
20x10x2	x
20x14x3	x
25x15x3	x
30x16x3	x
30x16x4	x
30x20x3	x
30x20x4	x
40x20x4	x
40x25x3	x
40x30x3	x
40x30x4	x
45x30x4	x
50x25x3	x
50x30x4	x
50x40x4	x
60x30x3	x
60x30x4	x
60x40x4	x
80x40x4	x





**Rolladen-U-Profile**

scharfkantig

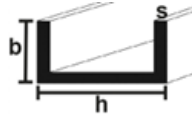


S235JR schwarz

Abmessung mm 6 m

Abmessung mm	6 m
12x12x2	x
15x15x1,5	x
20x20x2	x
25x25x2	x
30x30x2	x
30x30x2,8	x
36x36x3	x
40x40x3	x
50x50x4	x

**U-Stahl scharfkantig**



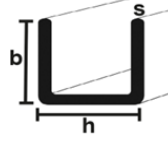
S235JR schwarz

Abmessung mm 6 m

Abmessung mm	6 m
28x40x2,75	x
30x15x3	x
40x24x3,25	x
45x27x3,25	x
50x30x3,25	x
50x30x4	x
60x30x3	x
60x38x4	x
80x25x3,5	x

**Bordwand-U-Profile**

rundkantig



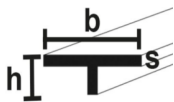
S235JR schwarz

Abmessung mm 6 m verzinkt 6 m

Abmessung mm	6 m	6 m
20x20x1,5	x	x
23x23x1,5	x	x
25x25x1,5	x	x
28x28x1,5	x	x
30x30x1,5	x	x
30 x30 x 2	x	

**T-Stahl breitfüßig**

scharfkantig



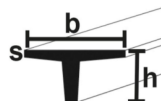
S235JR schwarz

Abmessung mm 6 m

Abmessung mm	6 m
40x20x3	x

**T-Stahl breitfüßig**

rundkantig

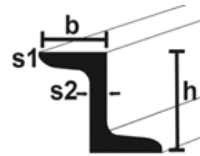


S235JR schwarz

Abmessung mm 6 m

Abmessung mm	6 m
40x20x4,5	x
50x25x5	x
60x30x5,5	x
70x35x6	x
80x40x7	x
100x50x8,5	x

**Z-Profile**



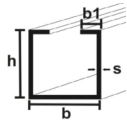
S235JR schwarz

Abmessung hxbxcxs in mm 6 m

Abmessung hxbxcxs in mm	6 m
30x35x17x4	x
30x38x38x4	x
35x30x18x3	x
40x35x25x4	x
40x40x40x5	x
48x50x25x4	x
50x43x43x5	x
60x45x45x6	x
80x50x50x7	x



**Trennwandprofil**

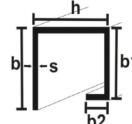


Abmessung  
mm

S235JR schwarz

30x30x30x10x2	x
---------------	---

**Scheuerleistenprofil**

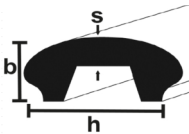


Abmessung  
bxhxb1xb2xs mm

S235JR schwarz

Nr. 3076 (50/40/30/10/2,0)	x
Nr. 2604 (70/50/35/10/2,5)	x

**Handleistenprofil**

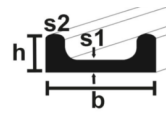


Abmessung  
hxbxs mm

S235JR schwarz

40x18x8	x
---------	---

**Hespenstahl**

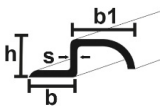


Abmessung  
bxhxs1xs2 mm

S235JR schwarz

25x8x4x5,5	x
30x8x4x4,5	x
40x13x5x7	x

**Kipper-Z-Profil**

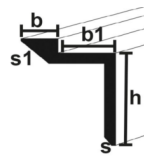


Abmessung  
hxbxb1xs mm

S235JR schwarz

Nr.2506	40x31x42,5x3	x
Nr.2503	45x34x58x4	x

**Bodenbelagwinkel**



Abmessung  
hxb1xbxs1xs mm

S235JR schwarz

40x24x16x10x5	W 65.006	x
50x30x20x12x7	W 65.007	x
50x30x20x12x7	W 65.008	x
50x30x20x17x10	W 65.010	x

Feinbleche


Abmessung mm	DD11 (StW22)
2,0x1000x2000	x
2,0x1250x2500	x
2,0x1500x3000	x
2,5x1000x2000	x
2,5x1250x2500	x
2,5x1500x3000	x

Feinbleche

Abmessung mm	DC01 (St1203)
0,75x1000x2000	x
0,88x1000x2000	x
1,0x1000x2000	x
1,0x1250x2500	x
1,0x1500x3000	x
1,5x1000x2000	x
1,5x1250x2500	x
1,5x1500x3000	x
1,5x2000x4000	x
2,0x1500x3000	x
2,0x2000x4000	x




### Bandbleche / Grobbleche

 Abmessung mm			Abmessung mm		
	S235JR (St37-2)	S355J2 + N		S235JR (St37-2)	S355J2 + N
3x1000x2000	x		12x1500x3000	x	x
3x1250x2500	x		12x2000x4000	x	
3x1500x3000	x		15x1000x2000	x	
3x2000x4000	x	x	15x1250x2500	x	
4x1000x2000	x		15x1500x3000	x	x
4x1250x2500	x		20x1000x2000	x	
4x1500x3000	x		20x1250x2500	x	
4x2000x4000	x		20x1500x3000	x	x
5x1000x2000	x		25x1000x2000	x	
5x1250x2500	x		25x1250x2500	x	
5x1500x3000	x		25x1500x3000	x	x
5x2000x4000	x		30x1000x2000	x	
6x1000x2000	x		30x1250x2500	x	
6x1250x2500	x		30x1500x3000	x	x
6x1500x3000	x		35x1000x2000	x	
6x2000x4000	x		35x1500x3000	x	x
8x1000x2000	x		40x1000x2000	x	
8x1250x2500	x		40x1250x2500	x	
8x1500x3000	x		40x1500x3000	x	x
8x2000x4000	x		45x1000x2000	x	
10x1000x2000	x		50x1000x2000	x	
10x1250x2500	x		50x1500x3000	x	
10x1500x3000	x	x			
10x2000x4000	x				
12x1000x2000	x				
12x1250x2500	x				

**Bandbleche**


gebeizt geöll

 Abmessung mm		
	S235JR (St37-2)	S355MC
3x1000x3000	x	
3x1250x2500	x	
3x1500x3000	x	x
4x1000x2000	x	x
4x1250x2500	x	
4x1500x3000	x	x
4x2000x4000		x
5x1000x2000	x	
5x1250x2500	x	
5x1500x3000	x	x
6x1000x2000	x	
6x1250x2500	x	
6x1500x3000	x	x
8x1000x2000	x	
8x1250x2500	x	x
8x1500x3000	x	x
10x1000x2000	x	
10x1250x2500	x	
10x1500x3000	x	x
10x2000x4000	x	
12x1250x2500	x	
12x1500x3000	x	x
12x2000x4000	x	
15x1250x2500	x	
15x1500x3000	x	x
20x1500x3000	x	x


**Wetterfeste Bleche**

Abmessung mm	S355J2W + N
	3x1000x2000
3x1250x2500	x
3x1500x3000	x
4x1500x3000	x
5x1500x3000	x

**Bleche verzinkt DX51D+Z-275MA**

	DX51D
Abmessung mm	
0,63x1000x2000	x
0,63x1250x2500	x
0,75x1000x2000	x
0,75x1250x2500	x
0,88x1000x2000	x
0,88x1250x2500	x
1,0x1000x2000	x
1,0x1250x2500	x
1,0x1500x3000	x
1,5x1000x2000	x
1,5x1250x2500	x
1,5x1500x3000	x
2,0x1000x2000	x
2,0x1250x2500	x
2,0x1500x3000	x
2,5x1000x2000	x
2,5x1250x2500	x
2,5x1500x3000	x
3,0x1000x2000	x
3,0x1250x2500	x
3,0x1500x3000	x
4,0x1000x2000	x
4,0x1250x2500	x
4,0x1500x3000	x
5,0x1000x2000	x
5,0x1250x2500	x
5,0x1500x3000	x

**Tränenbleche**

	S235JR (St37-2)
Abmessung mm	
3x1000x2000	x
3x1250x2500	x
3x1500x3000	x
4x1000x2000	x
4x1250x2500	x
4x1500x3000	x
5x1000x2000	x
5x1250x2500	x
5x1500x3000	x
6x1000x2000	x
6x1250x2500	x
6x1500x3000	x
8x1000x2000	x
8x1250x2500	x
8x1500x3000	x
10x1000x2000	x
10x1250x2500	x
10x1500x3000	x



### Hinweise zu Normenumstellungen

Der Ersatz bisheriger DIN- /EURO-Normen durch DIN-EN-Normen bedingt eine Änderung der Materialkurzbezeichnungen.

Die Gegenüberstellungen bedeuten nicht, dass die gegenübergestellten Stahlerzeugnisse vollkommen übereinstimmen.

Wir behalten uns vor abhängig von der Verfügbarkeit zu liefern.

Lieferung erfolgt ausschließlich auf Basis unserer allgemeinen Geschäftsbedingungen ( vgl. AGB).

### Warmgewalzte Erzeugnisse aus unlegiertem Baustahl

Werkstoffnr.	DIN 17100	DIN-EN 10025	DIN-EN 10025-2
1.0036	USt 37-2	S235JRG1	
1.0037	St 37-2	S235JR	
1.0038	RSt 37-2	S235JRG2	S235JR
1.0553	St 52-3 U	S355JO	S355JO
1.0570	St 52-3 N	S355J2G3	
1.0577		S355J2G4	S335J2

### Zum Kaltumformen kontinuierlich warmgewalztes Blech aus weichem Stahl

1.0332	DIN 1514 T2	StW22	DIN-EN 10111	DD11
--------	-------------	-------	--------------	------

### Zum Kaltumformen kaltgewalzte Flachprodukte aus weichem Stahl

1.0330	DIN 1623/1624	St12	DIN-EN 10130	DC01
1.0347	DIN 1623/1624	RRSt13	DIN-EN 10130	DC03
1.0338	DIN 1623/1624	St14	DIN-EN 10130	DC04

### Zum Kaltumformen kontinuierlich feuerverzinktes Blech aus weichem Stahl

1.0226	DIN 17162	St02Z	DIN-EN 10142	DX51D+Z
1.0350	DIN 17162	St03Z	DIN-EN 10142	DX52D+Z
1.0355	DIN 17162	St05Z	DIN-EN 10142	DX53D+Z
1.0306	DIN 17162	St06Z	DIN-EN 10142	DX54D+Z

### Elektrolytisch verzinkte kaltgewalzte Flachprodukte aus Stahl

1.0330	DIN 17163	St12ZE	DIN-EN 10152	DC01+ZE
1.0347	DIN 17163	RRSt13ZE	DIN-EN 10152	DC03+ZE
1.0338	DIN 17163	St14ZE	DIN-EN 10152	DC04+ZE